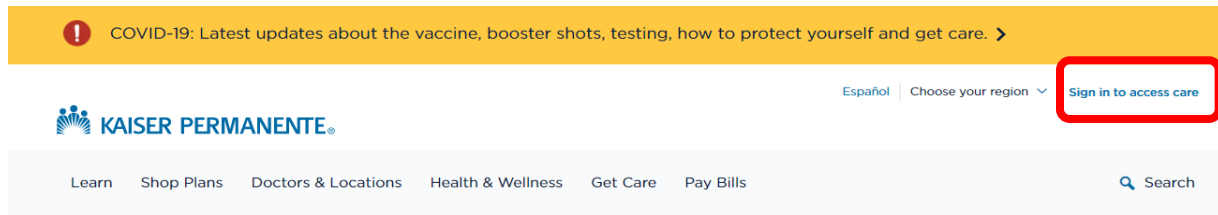


1. Go to kp.org, and click on “SIGN IN TO ACCESS CARE”



Welcome to Kaiser Permanente

You're joining us during extraordinary times. No matter what, we're here to help keep you and your loved ones healthy. And you can quickly and easily get care online — just create a kp.org account to get started.

2. Either sign in or register; password can also be retrieve if not available.

Sign in

USER ID

PASSWORD

By signing in, you agree to our website [Terms & Conditions](#) and [Privacy Statement](#).

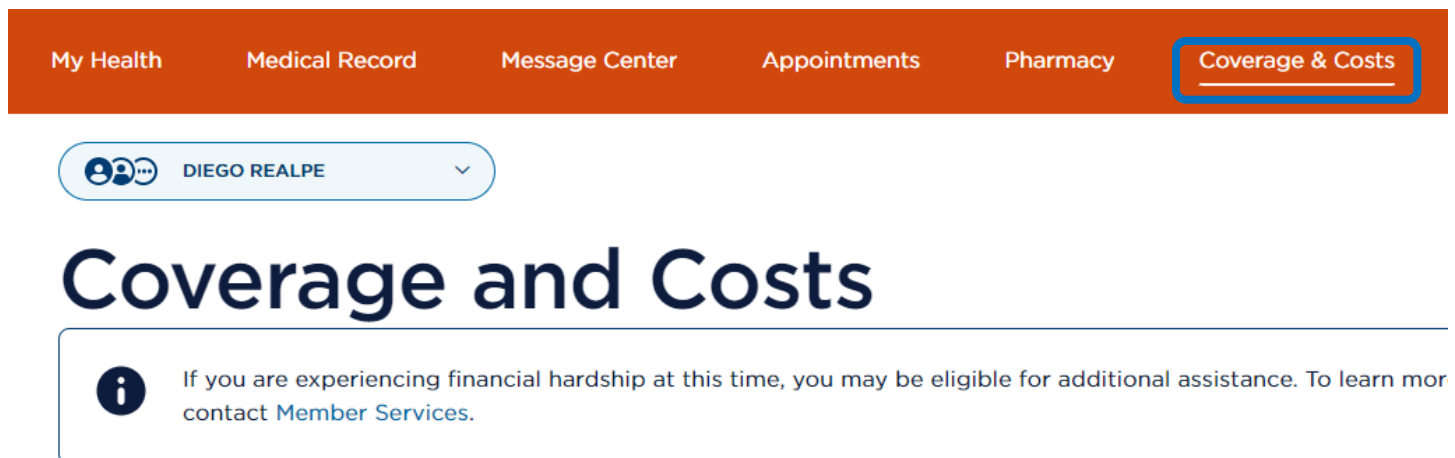
[Sign in](#)

[Forgot your User ID or password?](#)

Register

[Create my account](#)

3. Once signed in, go to “COVERAGE & COST”




4. Scroll down to find "SUBMIT A CLAIM"

Understand your costs

Review the costs of recent visits, your medical history, or get reimbursed for out-of-network expenses.

[Review Visit cost summary](#)

[Submit a claim](#) [View payment history](#)



5. Now you can choose to either file online or print a form and mail it with the supporting receipts.

Submit a Claim

Submit a Medical Claim

[Submit Medical Claim Online](#)

Or you may print and complete a [NBU Medical Claim Form \(PDF\)](#), then mail to:

Kaiser Permanente Insurance Company (KPIC)
Claims Administrator
P.O. Box 30547
Salt Lake City, UT 84130-0547

To view your Medical Claim Online submissions, please click [here](#).